



# Competition Winners April 2022

## Abstract



<b>Advanced Color</b>		
David Terao	Swirling	1
David Terao	Tango	2
Stan Collyer	Sunrise	3
Beth Altman	Omoeba	H
Stan Collyer	Alhambra	H
John Norvell	Junkyard Colors	H
Kay Norvell	Reflections	H
Doug Wolters	Bliss Enchantment	H
<b>Novice Color</b>		
Rhina Cabezas	Unexpected Art	1
Sammy Katta	Passion Circumscribed	2
Goutam Sen	Light City	3
<b>Advanced Monochrome</b>		
Doug Wolters	Sonic Reflections	1
Beth Altman	Escheresque	2
John Norvell	Multiple	3
Kay Norvell	Western Fields	H
Coriolana Simon	Sligo Creek Study No 2	H
Doug Wolters	Glenstone Angles	H
<b>Novice Monochrome</b>		
Rhina Cabezas	Speed of Light	1
Claudia Kidder	Which Way	2
Sammy Katta	Mountains No 3	3

## Advanced Color



### First Place: “Swirling” By David Terao

This image was originally an ordinary image of a flower. With the use of Photoshop tools, I converted it to an abstract image.

### Second Place: “Tango” By David Terao


This incense smoke image reminded me of a tango dancer and was shot using two strobes and a black background. I enhanced the colors using Photoshop's brush tool in the color blend mode with each color in a separate layer.

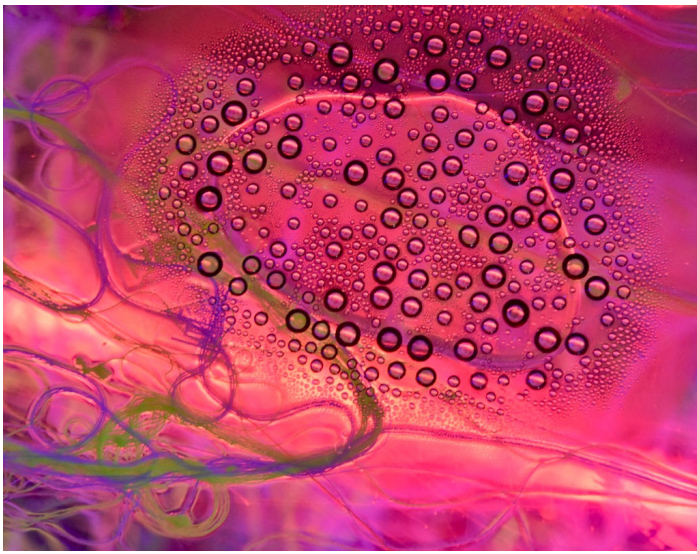


### Third Place: “Sunrise” By Stan Collyer

I created this abstract using a technique for making “orbs”, which involves the use of polar coordinates. Orbs can be fun all by themselves, or they can serve as a starting point for even more interesting images.

They're easy to make: <https://billbarberphoto.com/tutorials/how-to-make-an-orb/>. This one started out as a simple sunrise photo, with nothing but sky and clouds.






**HM: “Omoeba”  
By Beth Altman**

Omoeba was taken in Georgetown when water droplets or condensation formed what I thought was an interesting pattern on a plexiglass case of an art installation.

**HM: “Alhambra”  
By Stan Collyer**

For this abstract I used the same basic orb technique as in my “Sunrise” image (see the link in my description above), but with a more complex starting point. It began life as a photograph of some arches in the Alhambra, a palace in Granada, Spain. Not all photos work well as orbs—the best way to find out is to experiment. Try it—you might become hooked!



**HM: “Junkyard Colors”  
By John Norvell**








**HM: “Reflections”**  
**By Kay Norvell**

**HM: “Bliss Enchantment**  
**By Doug Wolters**

This is sort of a collaboration. I was showing the original to Coco when she said: “Nice, but can you do something with it?” So, playing with it in Lightroom, this is what I came up with. Shot on a rail (stack of 28) with a Canon 5D Mark III, 100mm f/2.8 Canon macro lens, 0.8 sec at f / 8.0, ISO 200, processed in Helicon.




## Novice Color



**First Place: “Unexpected Art”**  
**By Rhina Cabezas**

While walking through a park I noticed a manhole cover with yellow and teal colors caused by rust and time. It had rained the night before and there was some water left on the top of the cover. The combination of colors along with the appearance of rust and the reflection of the water gave me the idea of this abstract photo. iPhone, ISO 40, f 1.8, 1/120 sec.






## **Second Place: “Passion Circumscribed”**

**By Sammy Katta**

One slow day in lab, I picked up a 3 foot long aluminum tube and looked through it. The reflections along the sides seemed interesting, and I wondered what the flame from the spirit lamp nearby would look like. With the trusty little Canon S95 I had at the time, I did the best I could to hold the camera and tube steady and align them with the flame in a dark room. This shot, where the flame bisected the opening, captured the clearest pattern.




## **Third Place: “Light City”**

**By Goutam Sen**

The picture was taken at Baltimore Inner Harbor in the evening time. I notice the colorful lights from the Aquarium are reflecting on the water. Metadata: f/8, shutter speed 1/8 sec, ISO 6400

# Advanced Monochrome



## First Place: “Sonic Reflectionsh”

By Doug Wolters

I was having a rehearsal with a pianist for a recital I was about to play and noticed some interesting reflections of organ pipes on the lid of the piano. I had my tripod & camera with me as there were some other interesting shots possible in the church. After taking the image to Snap Art, and then playing with it in Lightroom, this is the result. Shot with a Canon 5DMark III, EF17-40 f/4 Canon lens, 4.0 sec at f / 7.1, ISO 400.

## Second Place: “Escheresque”

By Beth Altman


Escheresque is a shadow that I spotted when picking up my Washington Post one morning. I like the interlocking shapes, each being open to various interpretation.



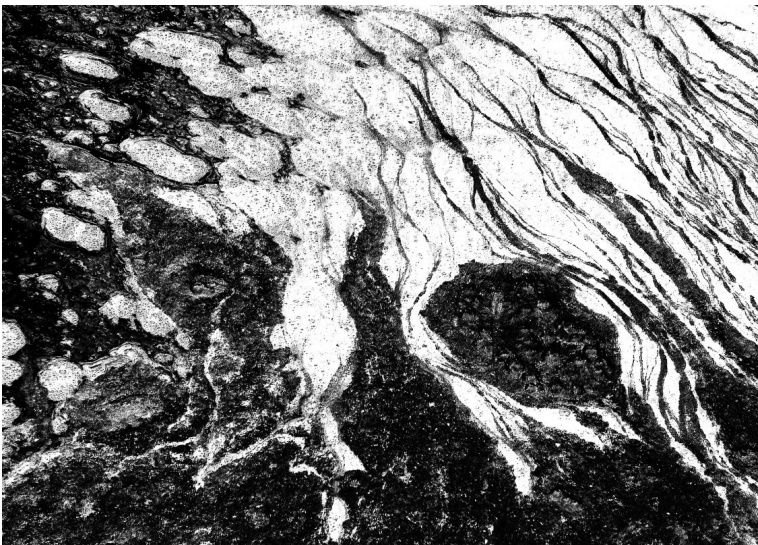
## Third Place: “Mutiple”

By John Norvell





**HM: “Western Fields”  
By Kay Norvell**




**HM: “Sligo Creek Study 2”  
By Coriolana Simon**

Walking along a path by Sligo Creek in early March, I saw an interesting mass of bubbly foam or scum on the water. Because its movement downstream was blocked by sticks and rocks, the mass was slowly rotating in place. Here and there the tan mass was streaked by rivulets of creek water, creating constantly changing patterns. I photographed it on one day then came back the next, and it looked quite different. By the third day of my observation, it had mostly broken up and floated away. In color, the tans and browns had little appeal, so I converted this image to monochrome and processed it in Silver Efex Pro. Camera: Olympus OM-D EM-1 Mark ii, with a Panasonic Lumix G Vario 100-300mm lens (equivalent of 200-600mm). Settings not recorded, as the lens doesn't completely interface with the body. Tripod: Gitzo Traveler.

**HM: “Glenstone Angles”  
By Doug Wolters**

This is a shot from the first NIHCC field trip we had to Glenstone. This is a detail from a very large, spider-like sculpture, full of interesting angles. Shot with an Olympus EM-1 Mark II, Olympus M12-100 f/4 lens, 1/160 sec at f / 9.0, ISO 320.




# Novice Monochrome



## First Place: “Speed of Light” By Rhina Cabezas

This is a top view of subway cars entering the station. I thought that the combination of the blurred lines and the sharp lights in the center could create an abstract image. Canon, ISO 100, f 5, 0.8 sec

## Second Place: “Which Way” By Claudia Kidder



## Third Place: “Mountains 3” By Sammy Katta

Another shot from my old lab - I spent many long days inside this blackout curtain, so I had ample time to notice the intriguing banded shadows it cast on the floor. I flipped it upside down because the curves reminded me of mountains or cliffs in that orientation.

